

**PU220 Series 2/2 Solenoid Valve(Direct drive type)**



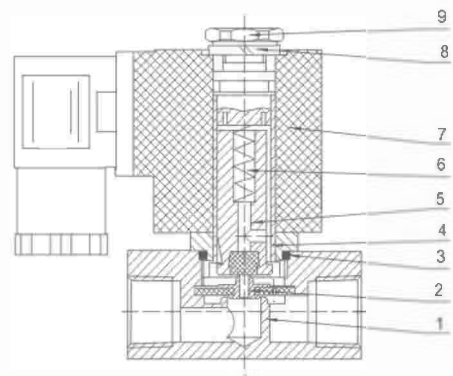
Ordering Code

<b>PU</b>	<b>220</b>	<b>02</b>	<b>A</b>	<b>AC220V</b>	<b>T</b>
<b>Specification Code</b> PU:Two -position Two -way solenoid valve	<b>Motion Pattern</b> 220:Direct drive Type	<b>Port Size</b> 01:G1/8" 02:G1/4" 03:G3/8" 04:G1/2" 06:G3/4" 08:G1" 12:G1 1/4" 14:G1 1/2" 20:G2"	<b>Initial Estate</b> A: Large Flux AR: Small Aperture Direct Drive F: Flange Type	<b>Standard Voltage</b> AC220V AC110V DC12V DC24V	<b>Wiring Form</b> Blank:Standard Coil T:Timer Coil

Specification

Model	PU220-01AR	PU220-02AR	PU220-03AR	PU220-03A	PU220-04AR	PU220-04A	PU220-06A	PU220-08A
Working Medium	Air, Water, Oil							
Motion Pattern	220:Direct Drive Type/225:Guide Type							
Type	Normal Close Type							
Aperture of Flow Rate(mm)	1.5	2.3	8	13	8	13	20	25
CV Value	0.10	0.18	1.00	4.00	1.00	4.00	8.60	11.00
Joint Pipe Bore	G1/8"	G1/4"	G3/8"	G3/8"	G1/2"	G1/2"	G3/4"	G1"
Operation Fluid Viscosity	50 CST							
Working-pressure	0~0.7MPa							
Max. Pressure Resistance	1.05MPa							
Operating Temperature Range	-5~+80 C							

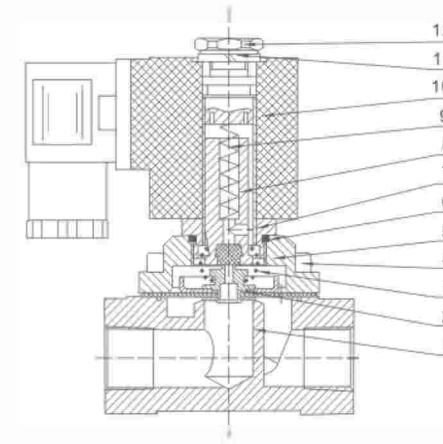
Internal structure



NO	Name
1	Body Of Valve
2	Assembly of Diaphragm
3	O-ring
4	Assembly Of Iron Core
5	Assembly Of Iron Core
6	Spring
7	Coil
8	Gasket
9	Nut

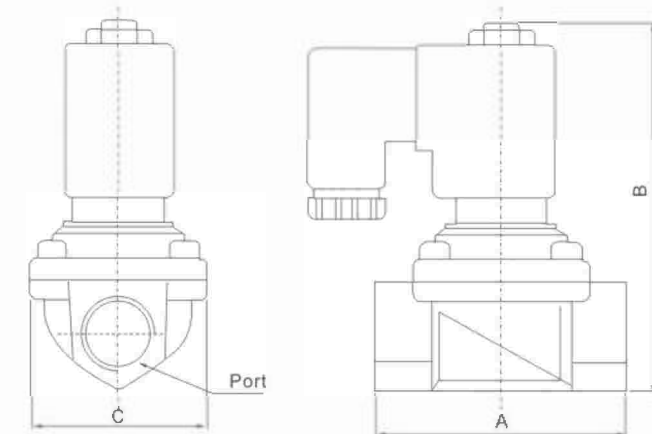
**PU220 Series 2/2 Solenoid Valve(Direct drive type)**

Internal structure



NO	Name	NO	Name
1	Body Of Valve	7	Assembly Of Iron Core
2	Assembly Of Diaphragm	8	Assembly Of Iron Core
3	Pull Spring	9	Spring
4	Socket Hexagon Screws	10	Coil
5	Valve Cover	11	Gasket
6	O-ring	12	Nut

Overall Dimensions



Dimension Sheet

Model	Port	A	B	C
PU220-01AR	G1/8"	22	72	22
PU220-02AR	G1/4"	35	72	25.4
PU220-03AR	G3/8"	55	79.5	30
PU220-03A	G3/8"	65.5	101	48
PU220-04A	G1/2"	65.5	101	48
PU220-06A	G3/4"	71	107	58
PU220-08A	G1"	97	120	70