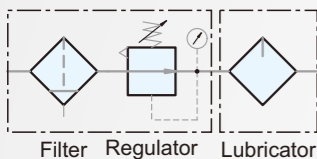


Symbol



Features

- *Remove water and particle effectively.
- *40 μ m and 5 μ m filter element are easily interchangeable and replaceable.
- *Accurate and easy pressure setting.
- *Lubricator oil can be replenished without stopping air supply.
- *Oil spray in mist ensures good lubrication for machines.
- *Anti-acid & alkali bowl and aluminum bowl provide excellent protection in organic chemistry working environments. (Please contact our sales for more enquires.)



How to order

UFR/L	-	02	N	C	D	A	SB
F.R.L combination	Port size	Thread	Filtration	Drain	Bowl	Spacer block	
Filter Regulator +Lubricator	02 1/4"	Blank G	PE	Blank Semi-auto drain	Blank Standard bowl		
	03 3/8"	N NPT	Blank 5 μ m	H Manual drain	A Anti-acid & alkali bowl		
	04 1/2"	R Rc	C 40 μ m	D Auto drain	AL Aluminum bowl (1/4"~1/2")		
	06 3/4"		Sintered brass				
	08 1"		S 5 μ m				
			T 40 μ m				

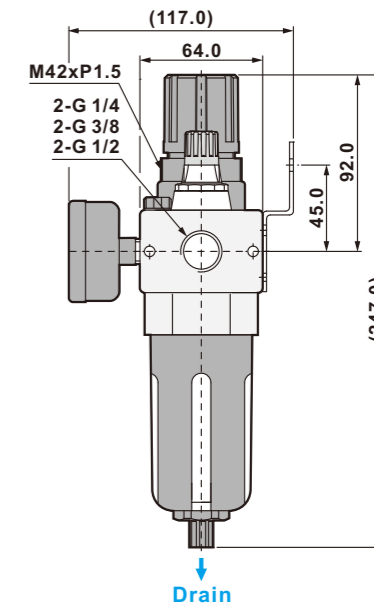
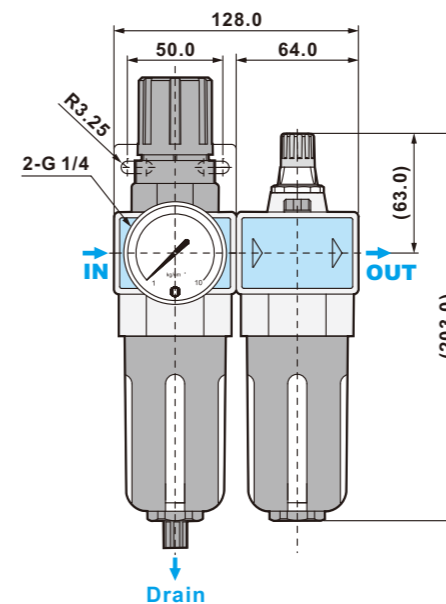
Specifications

※ Note: Please see page 1-72 for ordering spacer block separately.

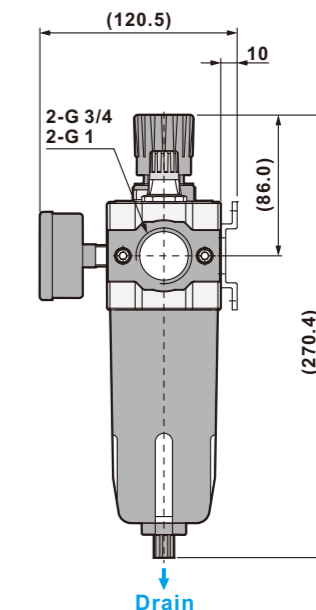
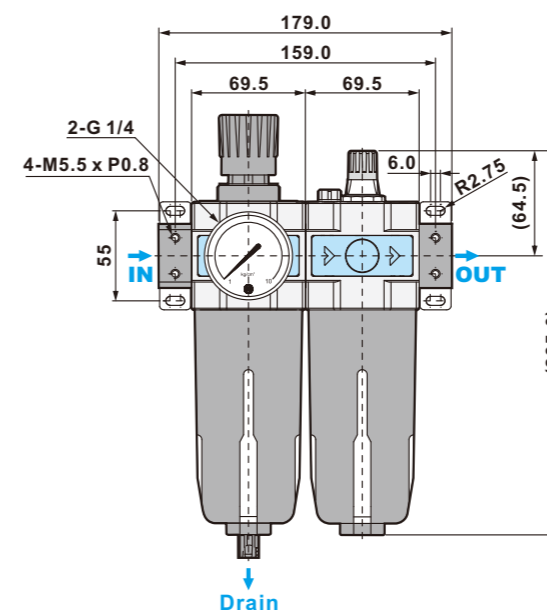
Model	UFR/L-02	UFR/L-03	UFR/L-04	UFR/L-06	UFR/L-08
Port size	1/4"	3/8"	1/2"	3/4"	1"
Fluid	Compressed air				
Regulator construction	Piston				
Body material	Aluminum die-cast				
Bowl material	Polycarbonate (Standard), Anti-acid & alkali bowl (Option), Aluminum bowl (Option)				
Filtration	PE: 5 μ m (Standard) - 40 μ m (Option), Sintered brass (Option): 5 μ m - 40 μ m				
Operating pressure range	0.5 ~ 10 kgf/cm ²				
Proof pressure (Standard bowl)	15 kgf/cm ²				
Max. flow rate l/min (ANR)	2080	2100	2600	7940	8200
Ambient temperature	-10 $^{\circ}$ C ~ 60 $^{\circ}$ C				
Lubricator oil (Recommended)	ISO-VG32				
Filter bowl capacity	105cc			210cc	
Lubricator bowl capacity	125cc			235cc	
Standard drain	Semi-auto drain (Drains below 0.5kgf/cm ²)				
Net weight	1480g (W/I Aluminum bowl 1780g)			2145g	
Accessories	Pressure gauge, Mounting bracket, Plug, Screw x 4				

Dimensions

UFR/L-02, 03, 04

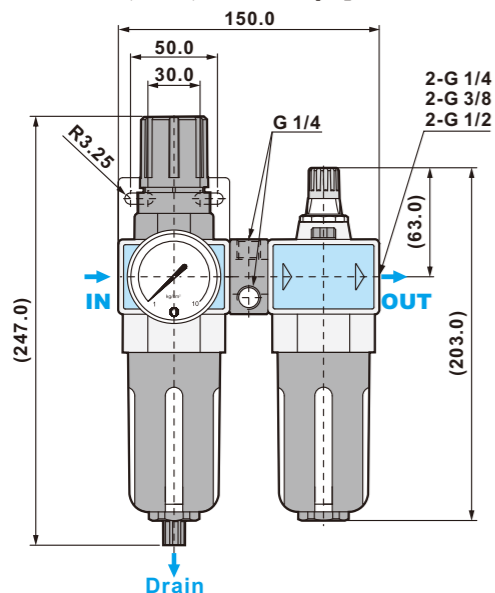


UFR/L-06, 08

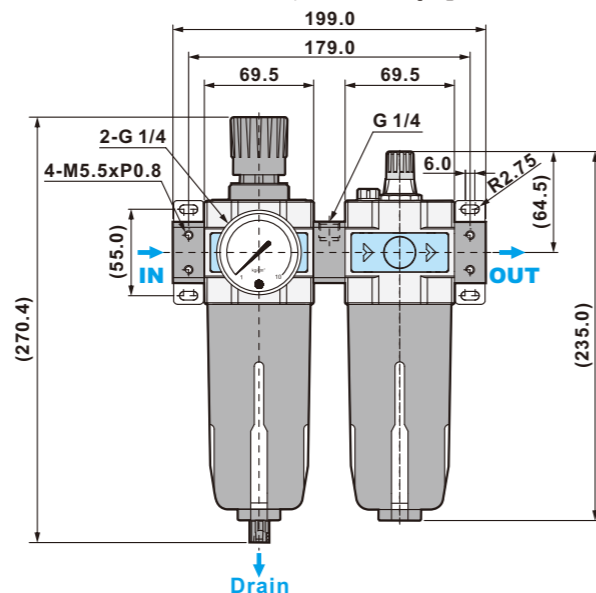


Dimensions

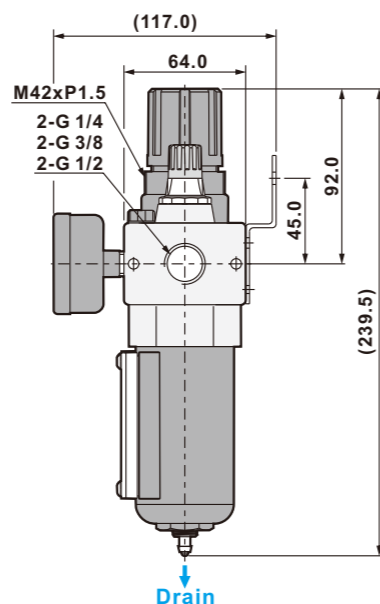
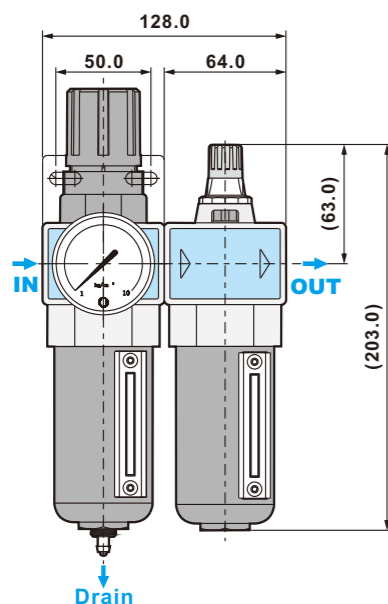
UFR/L-02, 03, 04SB (Spacer block)



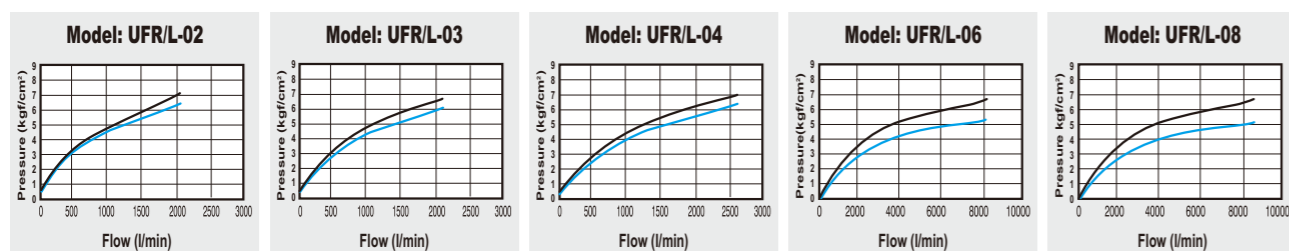
UFR/L-06, 08SB (Spacer block)



UFR/L-02AL, 03AL, 04AL (Aluminum bowl)



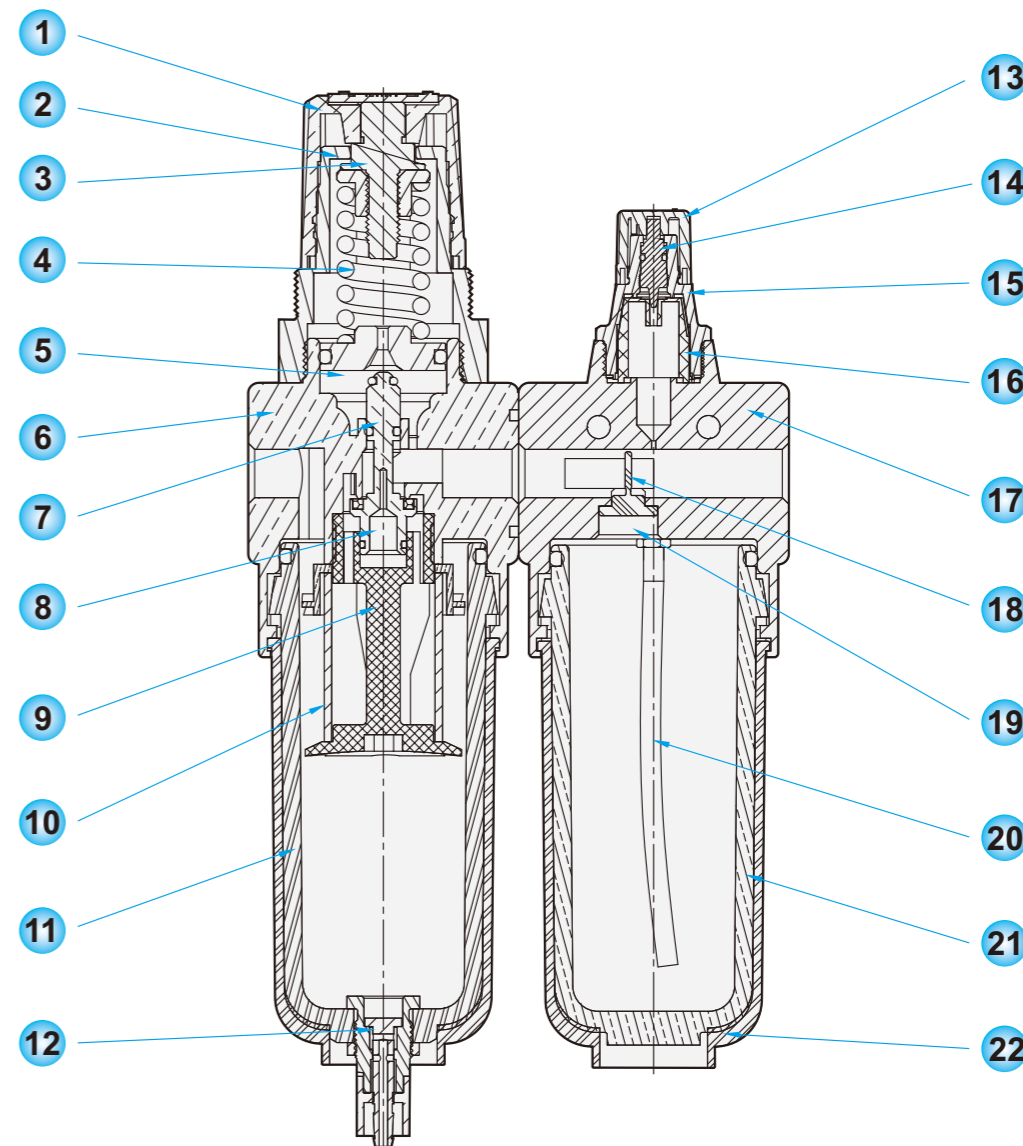
Flow chart



Note: X axis: Flow, Y axis: Pressure, Blue line (P0) = Outlet pressure, Black line (P1) = Inlet pressure, P1-P0= Pressure range

Construction

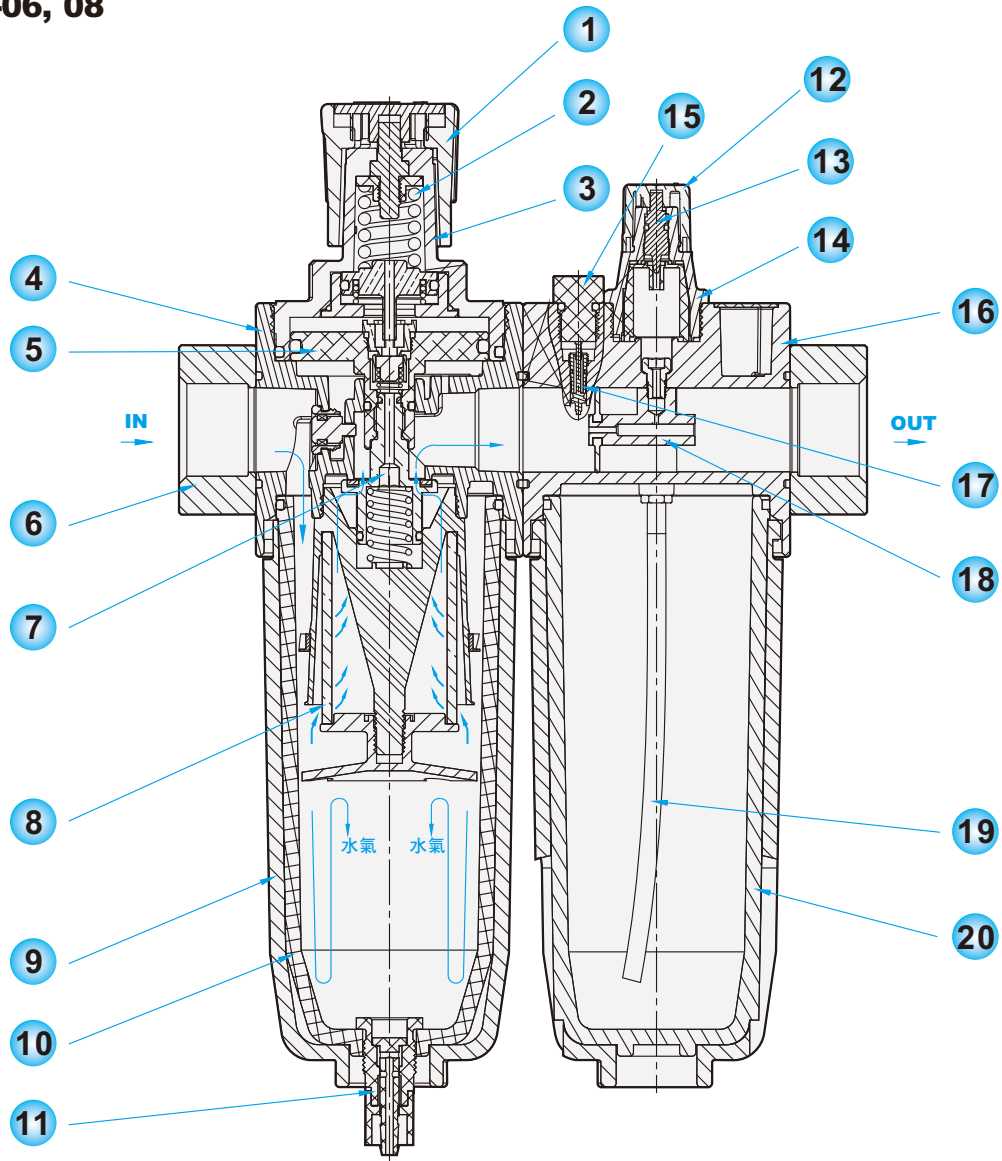
UFR/L-02, 03, 04



No.	Description	Material	No.	Description	Material
1	Pressure regulating knob	NY	12	Semi-auto drain	POM
2	Regulator base	NY+GF	13	Oil adjusting knob	POM
3	Pressure regulating screw	Fe+Ni	14	Oil adjusting screw	Cu+Ni
4	Pressure regulating spring	Spring steel+Ni	15	Oil viewer	GV4H
5	Piston	Cu+Ni	16	Oil dropping orifice	PC
6	Regulator body	ADC12	17	Lubricator body	ADC12
7	Regulating needle	Cu+NBR	18	Damper	PU
8	Spring	SUS304	19	Plug	Cu
9	Filter element holder	NY	20	Oil pipe	PU
10	Filter element	PE	21	Lubricator bowl	PC
11	Filter bowl	PC	22	Bowl guard	NY

Construction

UFR/L-06, 08



No.	Description	Material
1	Pressure regulating knob	NY
2	Spring	Spring steel+Ni
3	Regulator base	NY+GF
4	Regulator body	ADC12
5	Piston	AL
6	Adaptor	ADC12
7	Pressure regulating needle	Cu+NBR
8	Filter element	PE
9	Bowl guard	NY+GF
10	Filter bowl	PC

No.	Description	Material
11	Semi-auto drain	POM
12	Oil adjusting knob	POM
13	Oil adjusting screw	Cu+Ni
14	Oil viewer	GV4H
15	Oil filling plug	Cu+Ni
16	Lubricator body	ADC12
17	Check valve	Cu
18	Oil nozzle	Cu
19	Oil pipe	PU
20	Lubricator bowl	PC