

MA6432 Series Stainless Steel Mini Cylinder(ISO6432)



MA6432 10 x 50



MA6432 25 x 50

Ordering Code

MA6432



Back Cover Type
Blank: Fishtail Type
CM: Rounded Type
U: Horizontal Type

20

50

Cylinder Bore
8mm-25mm

Stroke

25

Adjustable Stroke Type
0~100mm

S

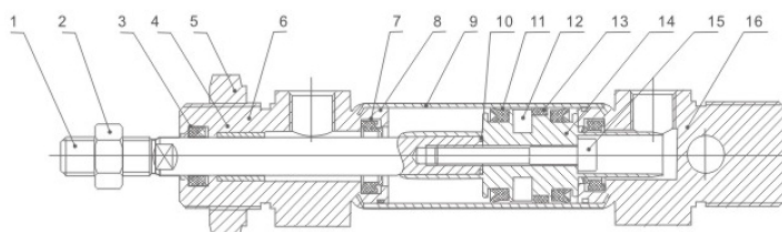
Magnet Code
Blank: Without Magnet
S: With Magnet



Fixed Type
Blank: Normal type
LB: Front and back fixed type
FA: Front cover fixed type
SDB: Back cover swinging type
U: Back cover fixed type

Series Code
MA: Double Action Type
MSA: Single-Extrusion Type
MTA: Single Drawing-in Type
MAD: Double-shaft Double Action Type
MACD: Double-shaft Double Action Damping Type
MAJ: Double-shaft and adjustable stroke type
MAC: With Cushion Type

Internal structure



NO	Designation	NO	Designation
1	Piston Rod	9	Barrel
2	Piston Rod Nut	10	Piston rod O-ring
3	Front Cover Seal	11	Piston O-ring
4	Bearing	12	Magnet(Optional)
5	Hexagon Screw	13	Wear Ring
6	Front Cover	14	Piston
7	Cushion Ring	15	Hex Socket Screw
8	O-ring	16	Back Cover

Specification

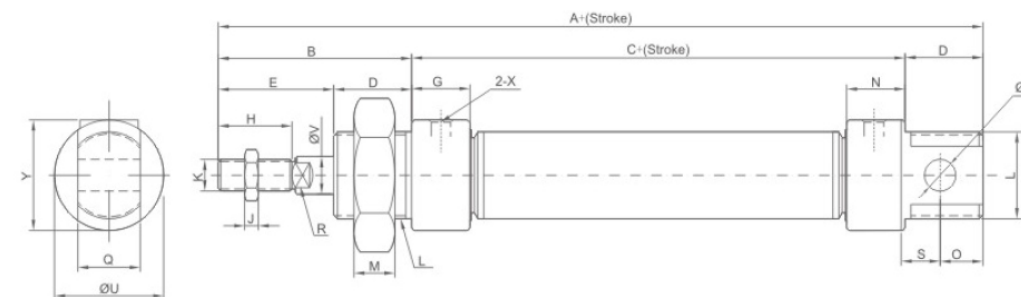
Cylinder diameter	8	10	12	16	20	25
Fluid	Air					
Motion pattern	Double Action or single Action					
Ensured Pressure Resistance	15.3kgf/cm ² (1.5Mpa)					
Max.pressure	10.2kgf/cm ² (1.0Mpa)					
Min.pressure	0.5kgf/cm ² (0.05Mpa) 1kgf/cm ² (0.1Mpa)					
Environment and fluid temp	-10~+80℃(Internal Magnetic Install by Tach strap: Type Max:60℃)					
Piston velocity	Rubber Buffer(Standard), Air Buffer(Optional)					
Buffering	50~750mm/s					
Kinetic energy Tolerance(kgf/cm)	0.2	0.3	0.4	0.9	2.7	4
Port Size	M5×0.8			G1/8"		

Stroke

Bore(mm)	Standard stroke	Max.Stroke(mm)
8	10,25,40,50,80,100,125,160,200	400
10	10,25,40,50,80,100,125,160,200	400
12	10,25,40,50,80,100,125,160,200	400
16	10,25,40,50,80,100,125,160,200	400
20	25,40,50,80,100,125,150,160,175,200,250,300	1000
25	25,40,50,80,100,125,150,160,175,200,250,300	1000

MA6432 Series Stainless Steel Mini Cylinder(ISO 6432)

Overall Dimensions



Dimension Sheet

Bore/Symbol	A	B	C	D	E	G	H	M	J	O	K	N	P	S	R	U	V	Q	Y	L	X
8	86	28	46	12	16	9	12	7	3	10	M4×0.7	9	4	6	-	15	4	8	15	M12×1.25	M5
10	86	27	47	12	15	9	12	7	3	10	M4×0.7	9	4	6	-	15	4	8	15	M12×1.25	M5
12	105	37	51	17	20	9	16	6	4.5	14	M6×1	9	6	9	5	20	6	12	20	M16×1.5	M5
16	111	38	56	17	21	12.5	16	6	4.5	13	M6×1	10.5	6	9	5	20	6	12	20	M16×1.5	M5
20	128	45	63	20	25	15	20	8	6	11	M8×1.25	15	8	12	6	27	8	16	27	M22×1.5	G1/8"
25	137	50	65	22	28	15	22	8	6	11	M10×1.25	15	8	12	8	27	10	16	27	M22×1.5	G1/8"

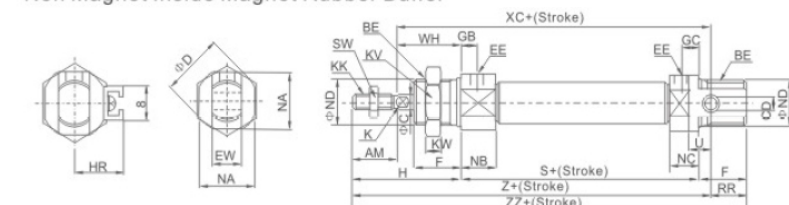
MA6432-N Series Stainless Steel Mini Cylinder (ISO 6432)

Overall Dimensions

Non Magnet Inside Magnet Rubber Buffer



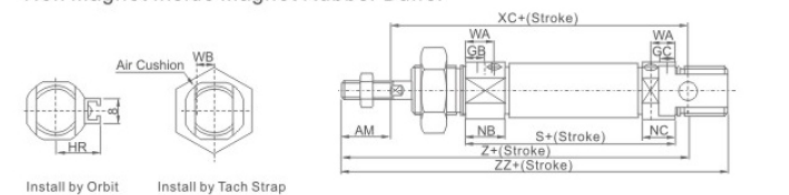
MA6432-N25 x 150



Dimension Sheet

Bore	AM	BE	ΦC	ΦCD	ΦD	EE	EW	F
Φ8	12	M12×1.25	4	4	17	M5×0.8	8	12
Φ10	12	M16×1.25	4	4	17	M5×0.8	8	12
Φ12	16	M16×1.5	6	6	20	M5×0.8	12	17
Φ16	16	M16×1.5	6	6	20	M5×0.8	12	17
Φ20	20	M22×1.5	8	8	28	G1/8"	16	20
Φ25	22	M22×1.5	10	8	33.5	G1/8"	16	22

Non Magnet Inside Magnet Rubber Buffer



Bore	GB	GC	WA	WB	H	HR	K	KK	KV	KW	NB	NC	NA	ΦND	RR	S	SW	U	WH	XC	Z	ZZ
Φ8	7	5	-	-	28	10	-	M4×0.7	19	6	11.5	9.5	15	12	10	46	7	6	16	64	76	86
Φ10	7(5.5)	7(5.5)	10.5	4.5	28	10.5	-	M4×0.7	19	6	11.5(13.5)	9.5(13.5)	15	12	10	46(53)	7	6	16	64(71)	76(83)	86(93)
Φ12	8(5.5)	6(5.5)	9.5	5.5	38	14	5	M6×4	24	8	12.5(12.5)	10.5(12.5)	18	16	14	50(54)	10	9	22	75(79)	91(95)	105(109)
Φ16	8(5.5)	6(5.5)	9.5	5.5	38	14	5	M6×0.8	24	8	12.5	10.5(12.5)	18	16	13	56	10	9	22	82	98	111
Φ20	8	8	17	8.5	44	17	6	M8×1.25	32	11	15	15	24	22	11	62	13	12	24	95	95	126
Φ25	8	8	20	10	50	20	8	M10×1.25	32	11	15	15	30	22	11	65	17	12	28	104	126	137

Our company can also provide SMC Type ISO6432 standard stainless steel mini cylinder, if you need this, pls add -N after normal ordering code.